

Luminaire Specification

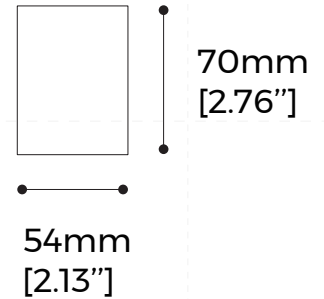

BS5470FP_Luminaire

— BASIC series



[Features]

- Material: AL6063-T5, spraying surface / anodizing
- Coating: Silver anodized (RAL9006), Black (RAL9005), White (RAL9003)
- Lighting direction: downward
- Light efficiency: 90LM/W
- U G R: UGR<19(X=4H,Y=8H)
- Dimming method: Non/ DALI-2+PUSH/ 1-10V optional
- Length: 1200mm/1800mm optional, (other length on request)
- SDCM≤3(ANSI)
- CRI:80/90
- CCT:2700/3000/3500/4000/5000/6500K optional
- Input voltage: AC220-240V
- Application: Indoor
- Installation method: Pendant/Surface mounted/Trimless recessed
- IP grade: IP20
- Certification: CB, CE, UKCA, ROHS, Reach
- Warranty: 5 years



[Photo-electric parameters]

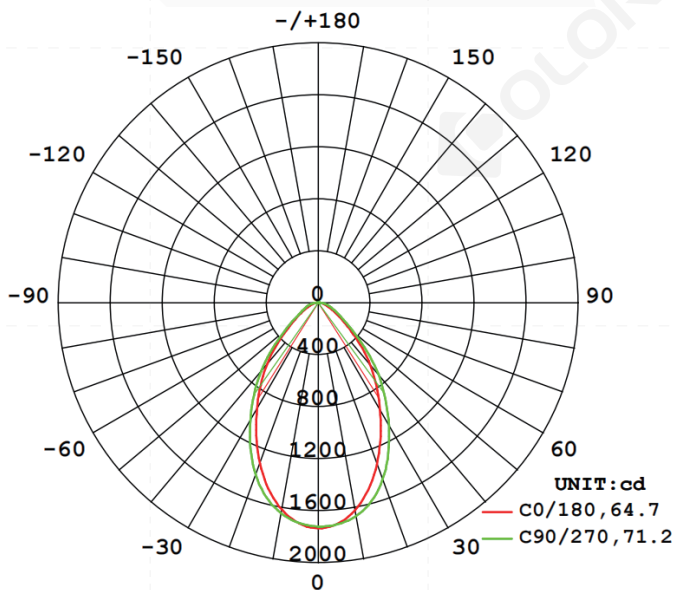
Version	Model	Length	Input Voltage (V)	Max. Current (A)	Type Power (W)	Max. Power (W)	CRI	CCT	Lumen (LM)
Normal	LLS-BS5470FPFSS1200(N)	1200mm [3.94ft]	220VAC- 240VAC	0.13 [0.03A/ft]	27 [6.85W/ft]	30 [7.61W/ft]	>80	2700K	2220 [560LM/ft]
								3000K	2280 [580LM/ft]
								3500K	2310 [590LM/ft]
								4000K	2400 [610LM/ft]
								5000K	2400 [610LM/ft]
								6500K	2400 [610LM/ft]
							>90	2700K	1870 [470LM/ft]
								3000K	1910 [480LM/ft]
								3500K	1960 [500LM/ft]
								4000K	2050 [520LM/ft]
								5000K	2050 [520LM/ft]
								6500K	2050 [520LM/ft]

Normal	LLS-BS5470FPFSS1800(N)	1800mm [5.9ft]	220VAC- 240VAC	0.18 [0.03A/ft]	38 [6.43W/ft]	42 [7.11W/ft]	>80	2700K	3120 [530LM/ft]
								3000K	3200 [540LM/ft]
								3500K	3250 [550LM/ft]
								4000K	3370 [570LM/ft]
								5000K	3370 [570LM/ft]
								6500K	3370 [570LM/ft]
							>90	2700K	2620 [440LM/ft]
								3000K	2670 [450LM/ft]
								3500K	2750 [470LM/ft]
								4000K	2870 [490LM/ft]
								5000K	2870 [490LM/ft]
								6500K	2870 [490LM/ft]

Note:

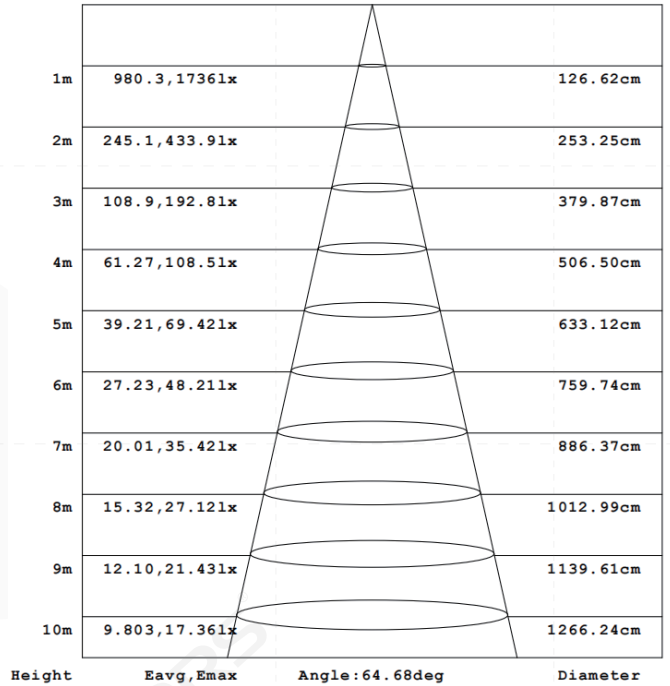
1. The above parameters were tested based on 1.2M(3.94') standard products;
2. luminous flux is allowed to have a ±10% error range;
3. The above parameters are typical values.

[Optical Parameter]



luminous intensity distribution diagram

Flux out: 1299 lm



Note: The Curves indicate the illuminated area and the average illumination when the luminaire is at different distance.


AAI Figure

【Product UGR】







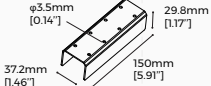

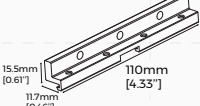





ceiling/cavity	0.7	0.7	0.5	0.5	0.3	0.7	0.7	0.5	0.5	0.3	
walls	0.5	0.3	0.5	0.3	0.3	0.5	0.3	0.5	0.3	0.3	
working plane	0.2	0.2	0.2	0.2	0.2	0.2	0.2	0.2	0.2	0.2	
Room dimensions	Viewed crosswise					Viewed endwise					
x = 2H y = 2H	2H	15.5	16.7	15.8	16.9	17.1	16.1	17.3	16.4	17.5	17.7
	3H	16.0	17.1	16.3	17.3	17.6	16.8	17.9	17.1	18.1	18.4
	4H	16.2	17.2	16.5	17.5	17.7	17.1	18.2	17.4	18.4	18.7
	6H	16.3	17.3	16.6	17.6	17.8	17.4	18.4	17.8	18.7	19.0
	8H	16.3	17.3	16.6	17.5	17.8	17.6	18.5	17.9	18.8	19.1
	12H	16.3	17.2	16.6	17.5	17.8	17.7	18.6	18.0	18.9	19.2
4H	2H	15.7	16.8	16.0	17.1	17.3	16.3	17.3	16.6	17.6	17.8
	3H	16.4	17.3	16.7	17.6	17.9	17.1	18.0	17.5	18.3	18.6
	4H	16.7	17.5	17.1	17.9	18.2	17.6	18.4	18.0	18.8	19.1
	6H	16.9	17.7	17.3	18.0	18.4	18.1	18.8	18.5	19.2	19.5
	8H	17.0	17.7	17.4	18.0	18.4	18.3	18.9	18.7	19.3	19.7
	12H	17.0	17.6	17.4	18.0	18.4	18.4	19.0	18.8	19.4	19.8
8H	4H	16.9	17.6	17.3	17.9	18.3	17.7	18.4	18.1	18.8	19.2
	6H	17.2	17.8	17.7	18.2	18.7	18.3	18.9	18.7	19.3	19.7
	8H	17.3	17.8	17.8	18.3	18.7	18.6	19.1	19.0	19.5	20.0
	12H	17.4	17.8	17.8	18.2	18.7	18.8	19.2	19.3	19.7	20.2
12H	4H	16.9	17.5	17.3	17.9	18.3	17.7	18.3	18.1	18.7	19.1
	6H	17.3	17.8	17.7	18.2	18.7	18.3	18.8	18.8	19.2	19.7
	8H	17.4	17.8	17.9	18.3	18.8	18.6	19.0	19.1	19.5	20.0
Variations with the observer position at spacings:											
S = 1.0H	+ 0.8 / - 1.0					+ 0.6 / - 0.7					
1.5H	+ 0.6 / - 0.8					+ 0.5 / - 0.5					
2.0H	+ 1.5 / - 1.3					+ 1.4 / - 0.8					

CIE Pub.117, 2467 lm Total Lamp Luminous Flux Correct (8log(F/F0) = 3.1)

【Product mechanical data】



[Product Accessories Information]

Picture	Section size	Name	Description	Model	Note
	/	Surface mounted buckle	Size: L90.5*W54*H5.9mm [Inch Size: L3.56**W2.13**H0.23"]	CL-06	
	/	Pendant rod	Size: 1-2m [Inch size:L39.37"-78.74"]	PG-I	
	/	Pendant cable (with junction box)	Junction box L80*W80*H30mm [Inch Size:L3.15**W3.15**H1.18"] Steel cable D1.5*2000/4000mm [Inch Size: D0.06**78.74"/157.48"]	PY-D	Installation Accessories
	/	Pendant cable	Steel cable D1.5*2000/4000mm [Inch Size: D0.06**78.74"/157.48"]	PN-D	
	/	Recessed buckle	Size: L110*W25*H82mm [Inch Size: L4.33**W0.98**H3.23"]	RE-03	
		Splicing bar (internal)	Size: L150*W37.2*H29.8mm [Inch Size: L5.91**W1.46**H1.17"]	EX-39	Splicing Accessories
		Splicing bar (external)	Size: L110*W15.5*H11.7mm [Inch Size: L4.33**W0.61**H0.46"]	EX-41	
	/	L shaped corner	Without lighting source; Size: L150*W150*H70mm [Inch Size: L5.91**W5.91**H2.76"]	L90-BS5470	Customizable interconnected corners
	/	L shaped corner (light from outward)	Without lighting source; Size: L150*W150*H54mm [Inch Size: L5.91**W5.91**H2.13"]	L90W-BS5470	
	/	L shaped corner (light from inward)	Without lighting source; Size: L150*W150*H54mm [Inch Size: L5.91**W5.91**H2.13"]	L90N-BS5470	
	/	T shaped corner	Without lighting source; Size: L300*W177.5*H70mm [Inch Size: L11.81**W6.97**H2.76"]	T90-BS5470	
	/	X shaped corner	Without lighting source; Size: L300*W300*H70mm [Inch Size: L11.81**W11.81**H2.76"]	X90-BS5470	

[Packing]

Model	Dimension (mm)	Quantity /box	Quantity /carton	NW (kg)	NW /carton/(kg)	CW (kg)	Carton size (mm)
LLS-BS5470FPFSS1200(N) -T27XX8D-DC	1198*54*70 [47.17"*2.13"*2.76"]	1	6	2.10	12.6	16.0	1278*228*234 [50.31"*8.98"*9.21"]
LLS-BS5470FPFSS1800(N) -T38XX8D-DC	1794*54*70 [70.63"*2.13"*2.76"]	1	6	3.15	18.9	24.0	1874*228*234 [73.78"*8.98"*9.21"]

[Attentions]

1. Non-professionals are prohibited from installing, disassembling and repairing the product.
2. Avoid scratching, distortion and irregular bending of the product during installation; otherwise it may cause irreparable damage to the product.
3. Please use professional cutting tools when cutting
4. Do not use any acid or alkaline adhesive to fix products
5. The product is only suitable for indoor dry places, can not be used in outdoor, seaside or wet environment.
6. PC features: Each 10°C rise or drop will make diffuser extend or shrink 0.8mm/m, please confirm before processing and use